

Breakout Session: Multimedia Projects Across the Grades

Nancy Bloom and Cheryl Arena

Multimedia Presentation on Three Colleges

You are a recruiter for each of these colleges. Your job is to sell the class on attending your school. Your presentation should include, but is not limited to the following:

- Name of school
- Location of school
- Urban, suburban, or rural school?
- Type of school--4-year, 2-year, technical?
- Admission requirements
- Cost--tuition, room and board, fees
- Majors--If it is a large university, just list four or five majors.
If you are interested in a small department within that school, be sure to include it.
- Large classes, small classes?
- What are the dorms like, if any?
- What activities are available? i.e. sports, clubs, etc.
- Name some activities available within the area of the college?
- If it is possible, what job placement services are available?
- What makes this college stand out?

Include any other appropriate information you would like to share about this college.

Use as many of the features included in the multimedia software that you are using.

Multimedia Presentation on a Career

You will create a presentation on the career of your choice. It should include the following information:

Name of career.

Requirements needed to enter career (example, training, etc.)

Where would you receive the necessary training to enter this career?

Name at least one school that would offer the required training.

Starting position and average salaries for this career.

Typical career path to reach the highest level in this career.

Typical salary at highest level.

What education is necessary to reach the top level within this career.

What is the job outlook for this career (use the Occupational Outlook Handbook).

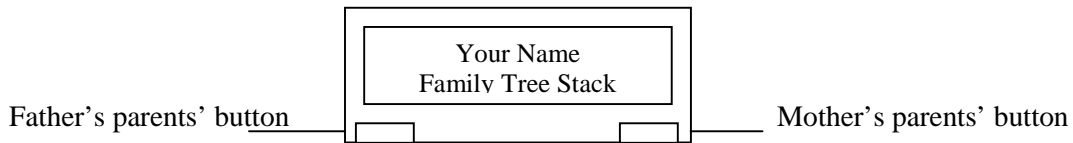
What are the duties and responsibilities to be successful in this career.

Any other appropriate information you would like to share about this career.

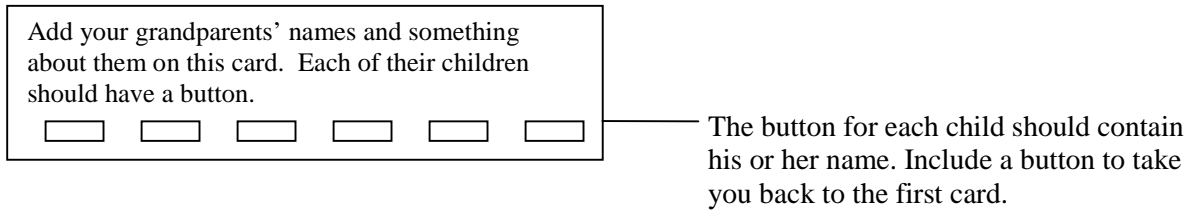
Use as many of the features included in the multimedia software you are using.

Multimedia Presentation – Family Tree

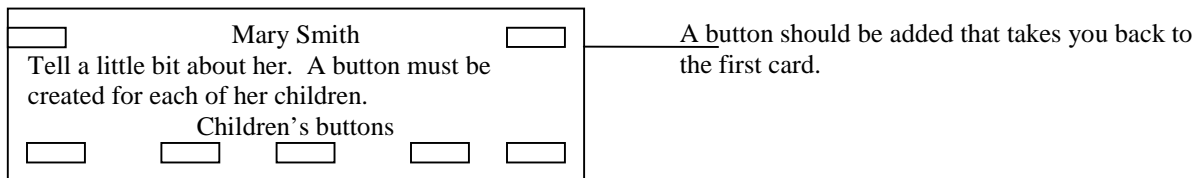
You will create a stack with your family tree starting with your grandparents. The first card will contain your name, name of the stack and a button for each set of grandparents. The grandparent cards will tell a little bit about them and will contain a button for each of their children, including your parent. Each child will have their own card which contains information about them. **(Please do not include any confidential information or any information you don't want to share.)** You will be graded on the appearance of each card. If you are an only child who is the only child of only children, make up aunts and uncles.



In this example, clicking on your father's parents' button will take to your grandparent's card.



In the example below, assume you have pressed a child's button and her name is Mary Smith.



Each card should contain a button that will take you back to the first card (the one with your name). Add clip art, graphics, and **appropriate sounds**. Your stack must contain at least one path-based animation and one cookie cutter effect. Since you will be graded on appearance, use as many of the features as possible. To receive an "A" on this project, you must include at least three other new button action features.

